



INTERNATIONAL JOURNAL OF PURE AND APPLIED RESEARCH IN ENGINEERING AND TECHNOLOGY

A PATH FOR HORIZING YOUR INNOVATIVE WORK

EFFECT OF CASE HARDENING TREATMENT ON THE STRUCTURE AND PROPERTIES OF AUTOMOBILE GEARS.

SWAPNIL R.NIMBHORKAR¹, PROF.B.D.DESHMUKH²

1. M. Tech 2nd yr. (Prod. Engg), Yeshwantrao Chavan collage of Engg., Nagpur.
2. Head of department, Department of Mechanical Engg., Nagpur

Abstract

Accepted Date:

27/02/2013

Publish Date:

01/04/2013

Keywords

Microstructure,
Hardness gradient,
Gears,
Defects,
Case depth,
Defect,
Carburizing

As my research concerned it is basically concentrate on “To study the effect of case hardening treatment on the structure and properties of automobile gears, which consist of carburizing process which is a case hardening process.” Case hardening is the process of hardening the surface of metal, often low carbon steel by infusing elements into the metal surface forming a hard, wear resistance skin but preserving a tough and ductile applied to gears, ball bearings, railway wheels. Comparative study of the following gears viz. grade of EN353, SAE8620 and 20MNCr5 are done in my research. The basic study in my research is Procedural study, Micro structure study, Testing of hardness gradient of automobile gears.

Corresponding Author

Mr. Swapnil R.
Nimbhorkar

I. INTRODUCTION

As we know there is a little bit of steel in everybody life. Steel has many practical applications in every aspects of life. Steel with favorable properties are the best among the goods. The steel is being divided as low carbon steel, high carbon steel, medium carbon steel, high carbon steel on the basis of carbon content. Low carbon steel has carbon content of 0.15% to 0.45%. Low carbon steel is the most common form of steel as it's provides material properties that are acceptable for many applications. It is neither externally brittle nor ductile due to its lower carbon content. It has lower tensile strength and malleable. Steel with low carbon steel has properties similar to iron. As the carbon content increases, the metal becomes harder and stronger but less ductile and more difficult to weld.

The process heat treatment is carried out first by heating the metal and then cooling it in water, oil and brine water. The purpose of heat treatment is to soften the metal, to change the grain size, to modify the structure of the material and relive the stress set up in the material. The various

heat treatment processes are annealing, normalizing, hardening, austempering, mar tempering, tempering and surface hardening. Case hardening is the process of hardening the surface of metal, often low carbon steel by infusing elements into the metal surface forming a hard, wear resistance skin but preserving a tough and ductile applied to gears, ball bearings, railway wheels.

Comparative study of the following gears viz. grade of EN353, SAE8620 and 20MNCr5 are done in my research. The basic study in my research is Procedural study, Micro structure study, testing of hardness gradient of automobile gears.

II.NEED OF CASE HARDENING TREATMENT

-In order to improve both the wear resistance and the fatigue strength of steel components under dynamic and thermal stresses.

-Makes the surface layer known as the case significantly harder than the residual material known as the core.

-Case hardness depth or the thickness of the hardened layer, is an important quality attribute of the case hardening process.

III.PURPOSE OF RESEARCH STUDY

As there are various types of material are used for manufacturing of automobile gears viz.EN353, SAE8620, 20MnCr5. These material have different properties such as toughness, hardness, wear resistance, ductility etc. These properties are vary according to parameter of case hardening treatment on the temperature variation.

In order to improve the properties of these materials, we have to reduce the defect present in it at root level so that Gears will give the best performance while driving the vehicles.

There are various defects present in automobile gears and with this following parameter we can reduce them.

IV. Chemical Composition

EN353:

- C-0.20%
- Mn-0.5/1.00%

- Si-0.35%
- S-0.040%
- P-0.040%
- Cr-0.75/1.25%
- Ni-1.00/1.50%

• Mo-0.08/0.1

20MnCr5:-

- C-0.17/0.22
- Mn-1.10/1.40
- Si-0.35
- S-0.35
- P-0.35
- Cr-1/1.30

SAE8620

- Carbon- 0.17/ 0.23
- Silicon- 0.10/ 0.40
- Manganese -0.60 /0.95
- Nickel- 0.35/ 0.75
- Chromium- 0.35/ 0.75
- Molybdenum- 0.15/ 0.25

- Phosphorous- 0 /0.04
- Sulphur -0/ 0.04

V. Procedural study

Heat treatment Procedure for EN353 Gear-

- CARBURISING:-
- Pack, salt or gas carburize at 910°C, holding for sufficient time to develop the required case depth and carbon content.
- Slow cool from carburizing temperature and re-heat to 870°C, hold until temperature is uniform throughout the section, quench as required in water, oil or air cool.

TEMPERING:

- Re-heat to 780°C - 820°C, hold until temperature is uniform throughout the section, and quench in oil.
- Temper immediately while still hand warm.
- Heat to 150°C - 200°C as required.
- Soak for 1 - 2 hours per 25mm of section, and cool in still air.

Inclusion type	Sulphide type (A)		Alumina type (B)		Silicate type (C)		Oxide type (D)	
	Thin	Heavy	Thin	Heavy	Thin	Heavy	Thin	Heavy
Rating	.5	.5	.5	0	.5	0	.5	.5

Heat treatment procedure for 20MnCr5 Gear

- Carburizing process-Heating Gear up to 880⁰ c
- Cycle Time – According to Case Depth required.
- Hardening Temp. -Drop Down to 850⁰c
- Oil Quenching
- Tempering-210⁰C
- Hardness Testing

Heat treatment procedure for SAE8620 Gear

CARBURISING:-

- Pack, salt or gas carburize at 900°C holding for sufficient time to develop the required case depth and carbon content.

- Slow cool from carburizing temperature and re-heat to 840°C, hold until temperature is uniform throughout the section, quench as required in water, oil or air cool.

TEMPERING:

- Re-heat to 780°C - 820°C, hold until temperature is uniform throughout the section, and quench in oil.
- Temper immediately while still hand warm.
- Heat to 150°C - 200°C as required.
- Soak for 1 - 2 hours per 25mm of section, and cool in still air.

VI. Result and Discussion

Microstructure study: Inclusion Rating

EN353 GEAR

20MNCr5 GEAR

Inclusion type	Sulphide type (A)		Alumina type (B)		Silicate type (C)		Oxide type (D)	
	Thin	Heavy	Thin	Heavy	Thin	Heavy	Thin	Heavy
Rating	.5	.5	.5	.5	.5	0	1	1

SAE8620 GEAR

- Inclusion ratings are within the desired limit of EN EN353, 20MNCr5, SAE8620 Grade.

METALLURGICAL ANALYSIS OF GEAR

❖ **EN353 GEAR:**


Inclusion type	Sulphide type (A)		Alumina type (B)		Silicate type (C)		Oxide type (D)	
	Thin	Heavy	Thin	Heavy	Thin	Heavy	Thin	Heavy
Rating	.5	.5	.5	.5	0	0	.5	.5



4 % Nital etched sample shows carburizing case depth upto 0.6 mm at 500X magnification range.


- Microscopic examination relieved the fact that there exists the amount of retained austenite along with the martensite.

20MNCr5 GEAR:



4% Nital etched sample shows carburizing case depth Upto 0.8 mm at 500X magnification range.

SAE8620 GEAR

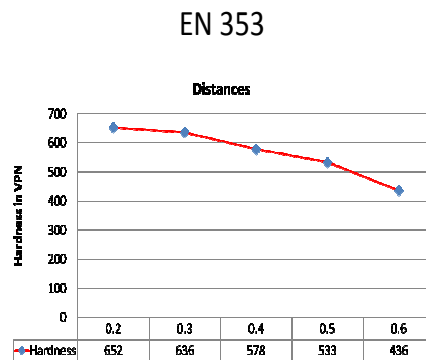


4 % Nital etched sample shows carburizing case depth Upto 0.7 mm at 500X magnification range.

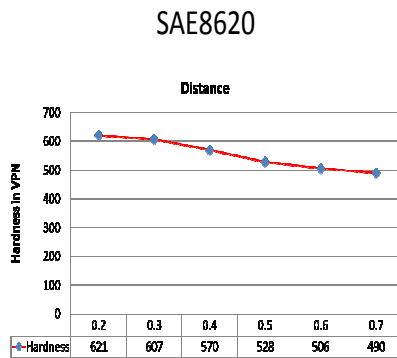
- **Testing of Hardness Gradient:**

Micro-Vickers hardness test

Sr No.	Sample ID	Distance	Hardness in VPN
1	EN353 GEAR	0.2	652
		0.3	636
		0.4	578
		0.5	533
		0.6	436



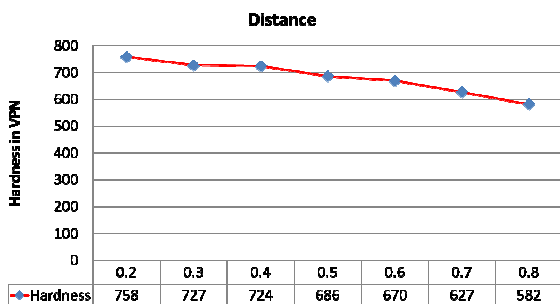
Sr No.	Sample ID	Distance	Hardness in VPN
1	20MNCR5 Gear	0.2	758
		0.3	727
		0.4	724
		0.5	686
		0.6	670
		0.7	627
		0.8	582



Hardness gradient values shows in EN353 Grade sudden drop at the case depth 0.6mm. This is due to less amount of chromium.

Sr No.	Sample ID	Distance	Hardness in VPN
1	SAE8620 Gear	0.2	621
		0.3	607
		0.4	570
		0.5	528
		0.6	506
		0.7	490

20MNCr5



VI. Conclusion

- Inclusion ratings are within the desired limit of EN353, 20MNCr5, SAE8620 Grade.
- Microscopic examination relieved the fact that there exists the amount of

retained austenite along with the marten site.

- Retained austenite in EN353 is more than SAE8620, 20MNCr5 due to higher hardening temperature.
- Hardness gradient values shows in EN353 Grade sudden drop at the case depth 0.6mm.

This may be due to less amount of chromium.

REFERENCES

1. R. Martin, J. Seabra, L. Magalhaes., Micropitting of Austempered Ductile Iron Gears: Bioderadable ester vs. mineral oil. *Mechanica Experimental*, 2006, vol.13, pg 55-65.
2. Fatai Olufemi Aramide, Simeon Ademola Ibitoye. Effect of carburization time and temperature on the mechanical properties of carburize M.S. using activated carbon as carburizer. *Material Research*, vol.12, No. 4, 483-487, 2009.
3. K. Palaniradja, N. Alagumurthi, V. Soundararajan. Optimization of process Variables in gas carburizing process: A

taguchi study with experimental investigation on SAE 8620 and AISI 3310 steels. Turkish J. Eng. Env. Sci. 29, 2005, 279-284.

4. K. Palaniradja, N. Alagumurthi, V. Soundararajan. Thermal and metallurgical effects associated with gas carburized and induction hardened components. The Open Materials Science Journal, 2010, 4, 74-91.

5. Sven Bentsen, Theodora Marcu, Alexander Klekvkin. Carburizing of low-alloyed chromium materials- An Overview. Presented at PM2008 in Washington, USA on June 9, 2008.

6. Anand Verma, Konchady Gopinath. Impact strength comparison with carburization case depth variation for gear steel by instrumented charpy, izod and Brugger tests. International Journal of Applied Science & Engineering, 2011, 9,1:13-18.

7. A.M. Freborg, B.L. Ferguson, Z. Li. Engine heat treatment for stronger aerospace gears. Gear Solution, July 2006.

8. C.P. Kern, Dr. J.A. Wright, Dr. J.T. Sebastian. QuesTek innovation and solar

atmospherers explain the mfg. and processing of a new class of vacuum-carburized gear steels with very high hardenability. Gear Solution. Jan 2012.

9. Dr. Volker Heuer, Dr. Klaus Loeser, Gunther Schmitt. Recent developments allow the integration of heat treatment into the gear mfg. line and to synchronize heat treatment with gear machining. Gear Solution. July 2011.

10. By Kelly T. Jones, P.E., Michael R. Newsome and Matthew D. Carter, P.E Gas Carburizing vs. .Contour Induction Hardening in Bevel Gear machining. Gear Solution. July 2011.